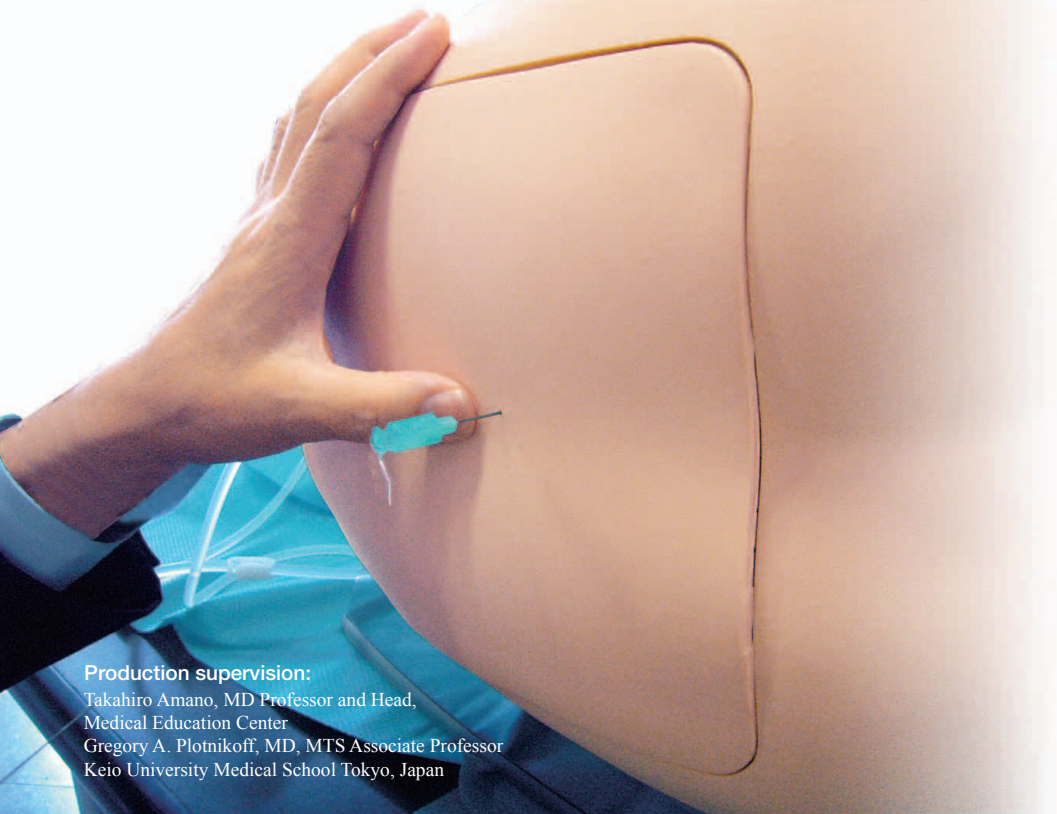



Lumbar Puncture Simulator II

Product No. M43B




Production supervision:
 Takahiro Amano, MD Professor and Head,
 Medical Education Center
 Gregory A. Plotnikoff, MD, MTS Associate Professor
 Keio University Medical School Tokyo, Japan



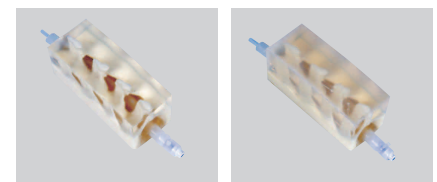
Closely simulates the lumbar anatomy including the anatomical landmarks. Provides life-like sensation of both skin and tissue resistance to the spinal needle. Allows students to both measure CSF fluid pressure, collect CSF fluid and epidural anesthesia procedures under clinically realistic conditions.

This Lumbar Puncture Simulator has been designed by medical education experts to enhance formal LP procedural skills training and assessment. It allows students and medical professionals to practice frequently and achieve high levels of procedural competence without placing any patients at risk of harm.

Newly added Epidural block offers training in epidural puncture procedures with excellent needle-tip feeling. Loss-of-pressure technique with water or air can also be simulated.




Epidural small pouch with



Normal CSF

Obesity CSF



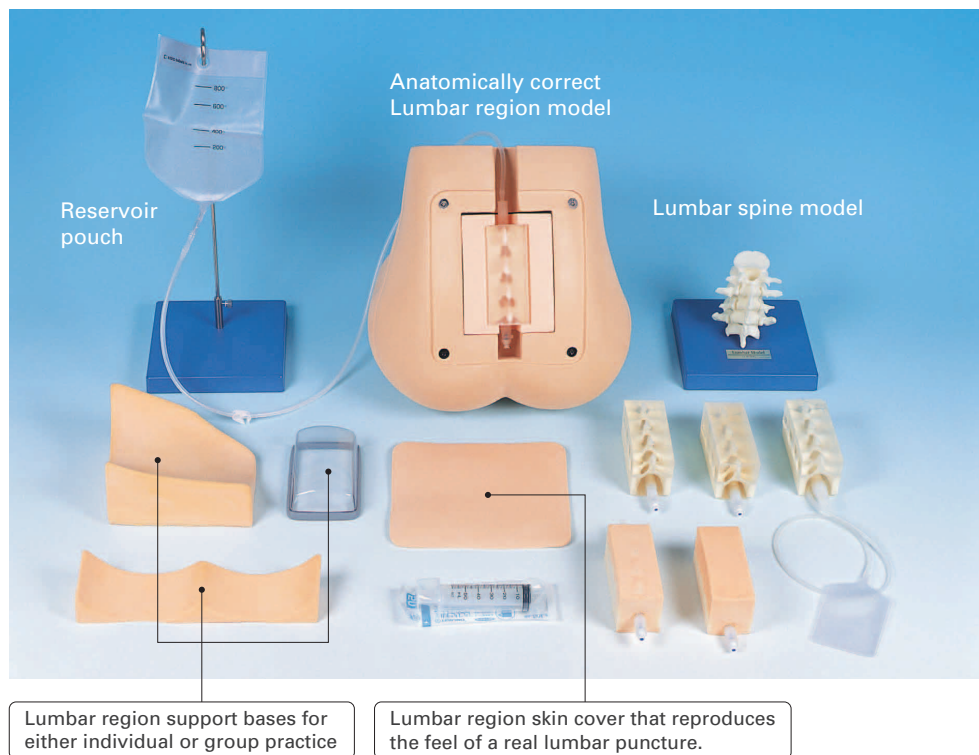
Senior CSF

Senior obesity CSF

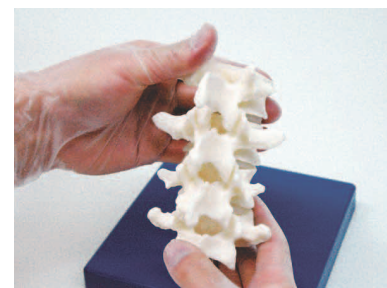
KYOTO KAGAKU

www.kyotokagaku.com rw-kyoto@kyotokagaku.co.jp

Lumbar Puncture Simulator



Palpable landmarks



Lumbar spine model for facilitating anatomical understanding.

A separate anatomical model of the lumbar spine to facilitate anatomical understanding,
 A transparent puncture block for direct observation of both the anatomy and the spinal needle path,
 Three lumbar region support stands for either individual or team practice,
 A thorough guidebook to the relevant anatomy, physiology, indications and performance of the lumbar puncture.
 Included also is a guide to CSF fluid analysis and LP risk management.

Lumbar Puncture Simulator II

M43B

Set includes:

- 1 lumbar region model
- 6 lumbar puncture blocks
 - 2 normal CSF, 1 obesity CSF, 1 senior CSF, 1 senior obesity CSF, 1 epidural
- 1 lumbar region skin cover
- 3 lumbar region support bases:
 - sitting position, lateral position, team teaching
- 1 lumbar region skin cover
- 3 lumbar region support bases
- 1 lumbar spine model
- 1 reservoir pouch, tube, support base and syringe
- 1 guidebook

Specifications are subject to change.

Consumables and optional parts:

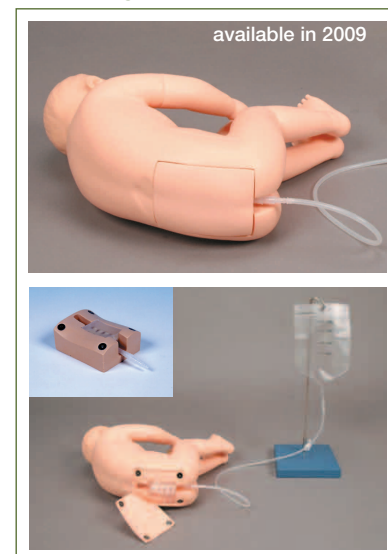
- 11348-090 LP block (normal CSF), 1 pc
- 11348-110 LP block (obesity CSF), 1 pc
- 11348-120 LP block (senior CSF), 1 pc
- 11348-130 LP block (senior obesity CSF), 1 pc
- 11348-140 epidural block, 1 pc
- 11348-150 lumbar region skin cover, 1pc

Optional parts and items

- 11348-050 DX LP block (normal CSF, with vertebral bodies and transverse processes), 1pc
- 11348-200 M43C-2 Pediatric Lumbar Puncture Training Kit
 - Pediatric LP block 1 pc, skin cover 1 pc, Training base 1 pc
- 11348-210 pediatric LP block, 1 pc
- 11348-220 pediatric Skin cover, 1 pc

M43C

Set including manikin will be commercially



 KYOTO KAGAKU

www.kyotokagaku.com rw-kyoto@kyotokagaku.co.jp

Head Office: 15 Kitaneokoya-cho, Fushimi-ku, Kyoto, 612-8388, JAPAN Tel: +81-75-605-2510 Fax: +81-75-605-2519

USA Office: 3109 Lomita Boulevard, Torrance, CA 90505-5108, USA Tel: 1-310-325-8860 Fax: 1-310-325-8867