

EAR Examination Simulator II



The New Ear examination Simulator II is renovated to acquire safe and reliable skills in the examination of the external acoustic meatus and tympanic membrane with a direct otoscope. As new features, the model warns against painful insertion. The warning has two modes: self-learning mode (with a beep) and instructor mode (silent). The instructor mode is useful for OSCE or skills examination. Skills to be learned includes: safe use of an otoscope, differentiation of typical ear problems and earwax/foreign body removal.

Features

- Warning against painful insertion with or without beep
- Major 9 cases are prepared
- Quick switching between cases
- 2 sizes of ear canals
- Anatomically correct soft ear model that allows training in straightening the auditory canal by pulling the auricle
- Work with a real otoscope
- The manikin neck can be tilted.
- Training is possible with both left and right ears.

Training Skills

- Ear Examination with an otoscope
- Foreign body removal



Work with a real otoscope (not supplied)



Practice of foreign body removal

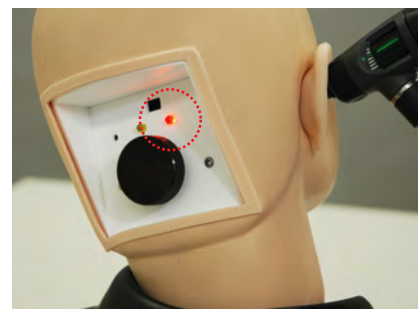
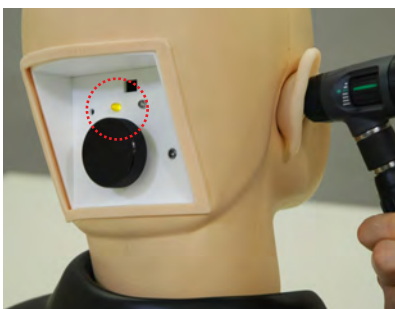
The tip of the instrument is localized by sensors and harmful insertion is warned by a beep (self-learning mode), or lamp (instructor mode).



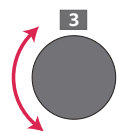
Warning against painful insertion



- Self-learning mode
- Instructor/examination mode



The cases can be switched over by the simple dial.



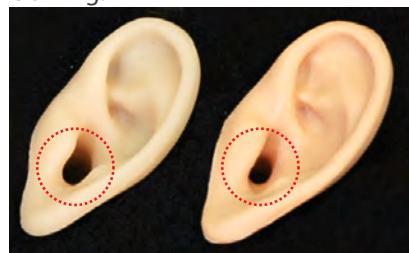
Quick switching between cases



Two canal sizes for all cases



Two sizes of ear canals are ready for training.



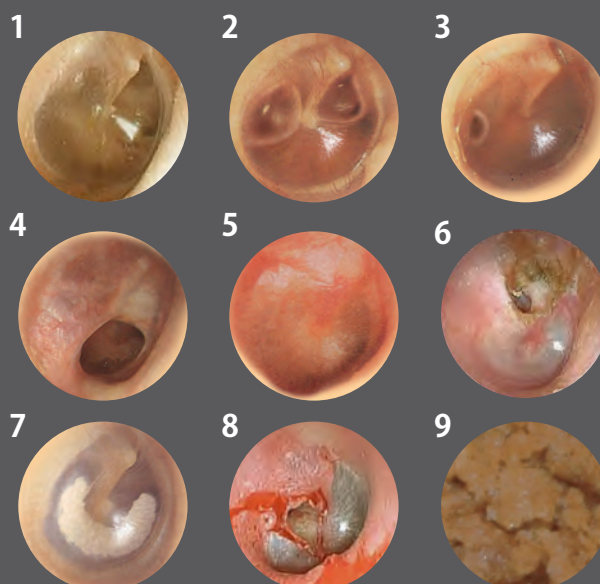
Anatomically correct ear models are made with soft material that facilitate hands-on practice in clinical procedures. Example: straightening the auditory canal by pulling the auricle.

The manikin neck can be tilted from side to side to learn head positioning.



Cases

- 1 normal
- 2 serious otitis media (SOM)
- 3 mucoid otitis media (MOM)
- 4 chronic otitis media with perforation
- 5 acute suppurative otitis media (AOM)
- 6 cholesteatoma
- 7 tympanosclerosis
- 8 traumatic perforations
- 9 cerumen block



Set Includes:

- 1 manikin head and shoulder
- 4 types of ear units – 1 pair each
 - Exam Ear (normal)
 - Exam Ear (stenosis)
 - FB Ear (normal)
 - FB Ear (stenosis)

- 1 set of foreign body removal kit
 - simulated ear wax, small toy, small sponge fragments and a spoon
- 2 AAA battery

manikin size:
approx. 17×8×15 (in), 3.3 (lbs)

Specifications are subject to change.

