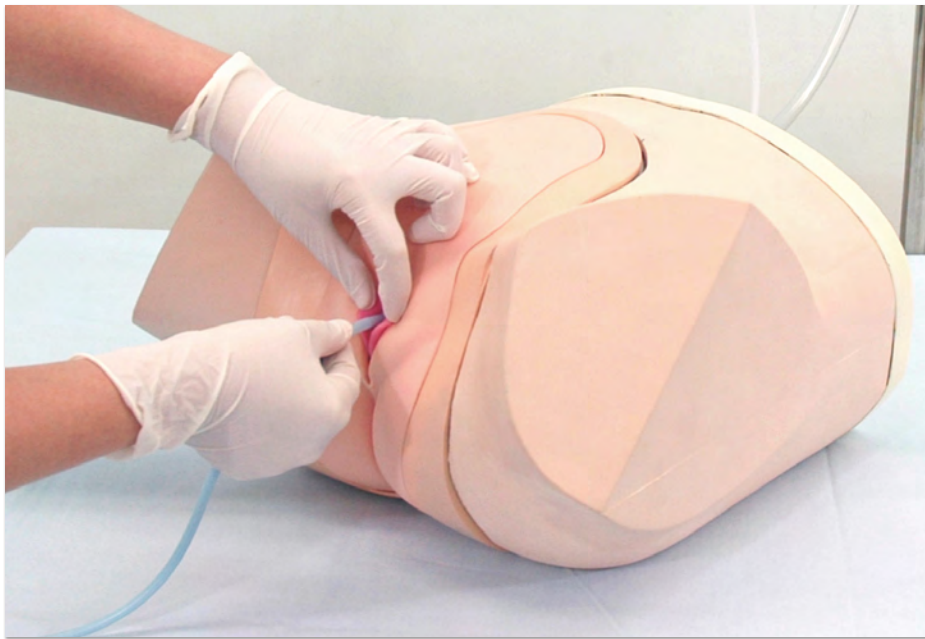


MW2A

Male Catheterization/Enema Simulator

MW2B

Female Catheterization/Enema Simulator



Female Catheterization/Enema Simulator



Male Catheterization/Enema Simulator

Training Skills

- Intermittent catheterization
- Indwelling catheterization
- Perineal care
- Enema
- Location of urethral meatus
- Cleansing
- Catheter insertion and placement
- Withdrawal of catheter
- Manual bladder compression

Basic high quality trainings in male and female: urethral catheterization, perineal care and enema. Soft and anatomically correct genitals and realistic feeling of catheter insertion. Organ unit can be used independently without the lumbar torso, allowing training with SPs or full body manikins in clinical settings. The newly devised modular system realize easy set-up, cleaning and maintenance, saving time and cost for training providers.

Features

Soft genitals allows realistic cleansing and procedures like

- parting the labia
- holding the penis perpendicular to body
- retracting the foreskin

Successful catheter insertion is confirmed by urine (water) outflow.

Manual bladder compression is possible.

Enema training in lateral position.



Male



Female

Set Includes

- 1 lower torso manikin
- 1 genital organ unit
- 3 valves (one is incorporated in the assembled unit.)
- 1 irrigation bottle
- 1 rectum tube
- 3 irrigation drainage tubes
- 1 lubricant
- 1 instruction manual

Manikin size: 34*33*24cm

*recommended catheter size
16Fr. and 14Fr. Foley catheters for male and female respectively.

Replacement parts

- 11381-300 replacement valve for MW2A/B (a set of 6)
- 11381-400 replacement male skin
- 11381-600 replacement female skin
- 11381-500 replacement male meatus (a set of 2)
- 11381-700 replacement female meatus (a set of 2)



11381-400



11381-600



11381-300



11381-500



11381-700

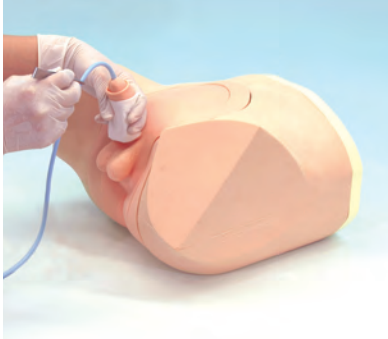
Features

Soft and Anatomically Correct Genital

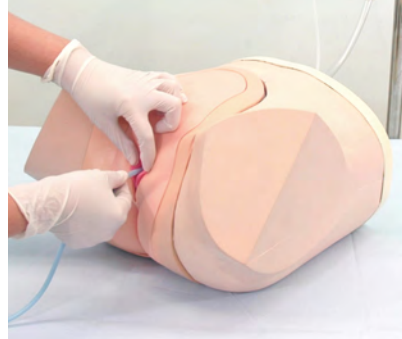
Male: Retractable foreskin.
 Catheters can be inserted only with the correct perpendicular penis position.
 Anatomically correct length of urethra.
 Female: Soft, separable labia.
 Anatomically correct length of urethra.

Catheter Insertion and Placement

Realistic feeling and resistance of catheter insertion.
 Successful insertion is confirmed by urine (water) outflow.
 Indwelling (Foley) catheter can be anchored with balloon.
 Passing catheter can be observed through transparent wall of the bladder reservoir.



Male



Female



Training With SP

Organ unit can be used separately, allowing training with SPs or full body manikins in clinical settings.



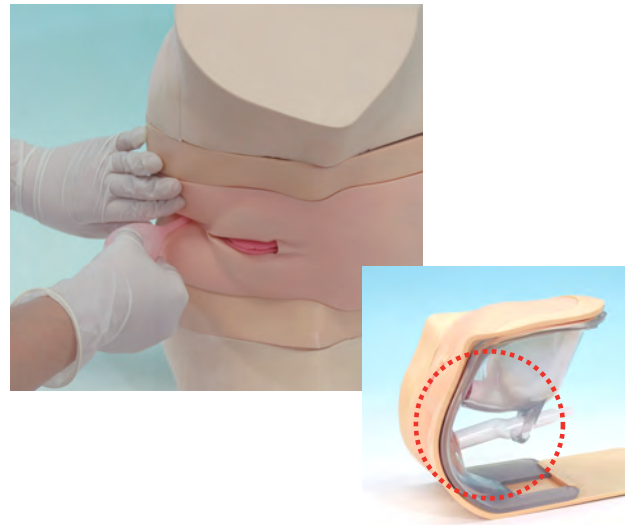
Manual Bladder Compression

Manual bladder compression to check or release residual urine.



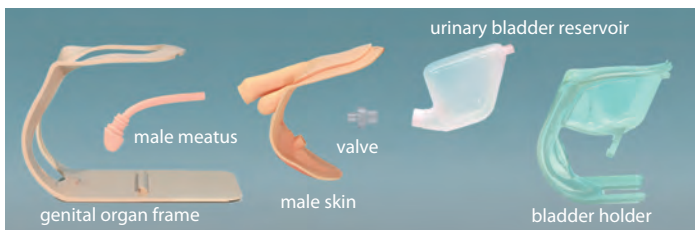
Enema Training

The lower torso can be placed in lateral position for enema training.
 To show appropriate insertion of the enema tube, the perineal flexure is represented.

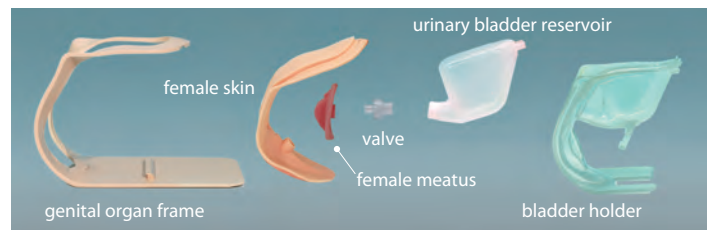


Simple and Easy to Upkeep

Organ parts can easily be disassembled and reassembled.



Male



Female